



Instruction Sheet for HE Marks Verification(PPR/PPS) Portal of MP(SE) 2026

Please visit the link <https://www.wbbsedata.com> to access the website and the landing page is given below.

**Welcome to PPR/PPS
Marks Verification**


Enter HE Code

Sign in

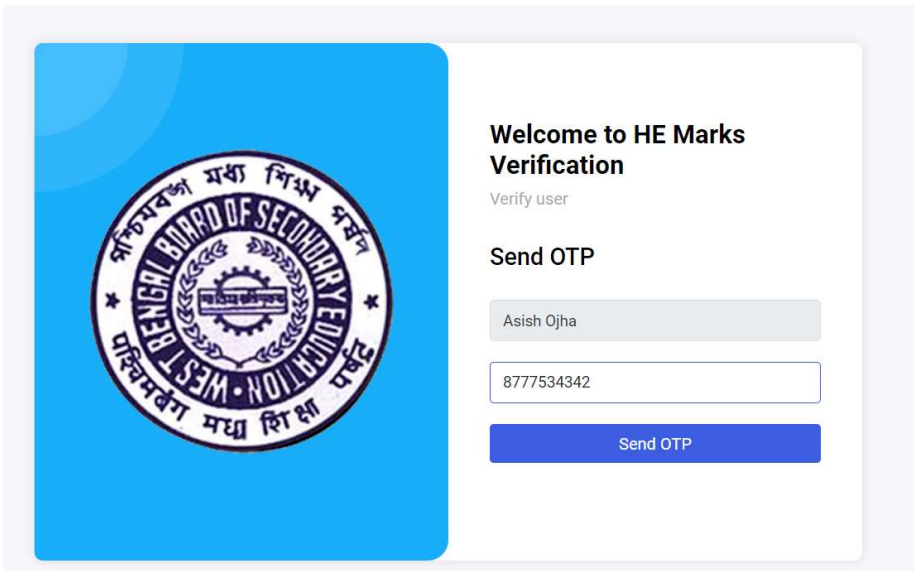
Send OTP

Instructions

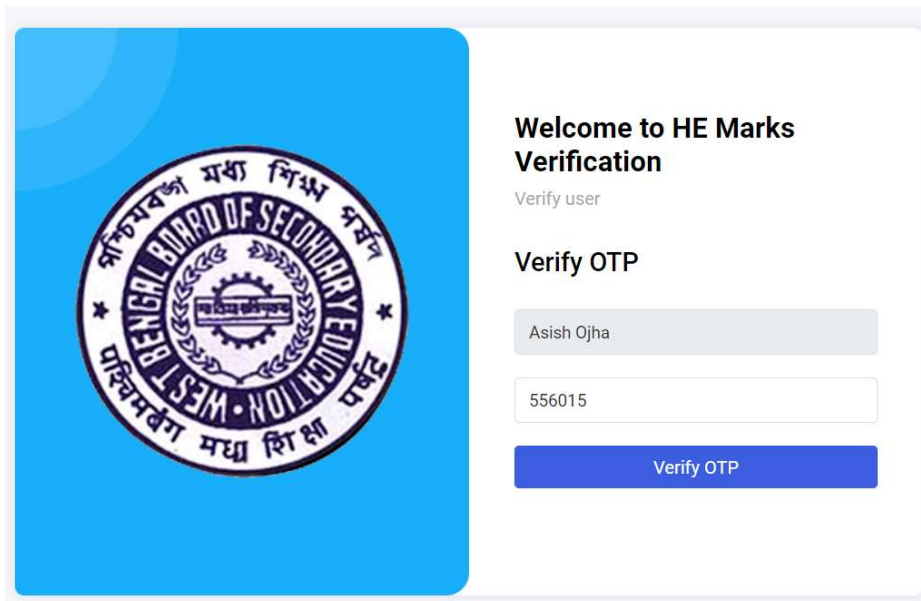
Here in the Sign in box please enter your HE code with the – included as “0202-201” and click on the send OTP button. One pressing the send otp button you are redirected to a page for OTP generation as given below:



Here if you have given more than one phone number, please select the phone number where the OTP would be sent across for authentication. Once you have selected the phone number for OTP generation please click on the “SEND OTP” button as given in the image below.



On clicking on the Send OTP button you are redirected to a page where you need to enter the OTP sent on your desired mobile number and press on the Verify OTP button.



On clicking the verify OTP button you are redirected to your dashboard as given below.

* In "Changed Marks" field, the complete changed total should be given, and not just the difference

Roll No	Name	Original Marks	Changed Marks	Remarks	Submit	PPR / PPS	Status
20478-1N-0022	Abdul Arif Mondal	Obtained Marks	Changed Marks	No change	Submit	PPS	✓
20478-1N-0117	Soumyadip Ghosh	Obtained Marks	Changed Marks	Remarks	Submit	PPS	✗
20479-1N-0013	Ilias Ali Mondal	Obtained Marks	Changed Marks	Remarks	Submit	PPS	✗

In the dash board you are given a summary where in it shows how many PPR/PPS are to be made and how many are completed. From this page you can download the list of candidates who were applied for PPR/PPS, so that you can check the list offline also. Below that candidate wise rollno, Name and present marks is given and a space for changed marks is given with list of remarks to choose from. The list of remarks are given below if any marks is to be changed.

Garvit, Welcome to PPR/PPS HE Marks Verification Portal! Home / Dashboard

[Instructions](#)
[Download Summary](#)

Total Discrepancies

20

Completed Discrepancies

1

Incomplete Discrepancies

19

Subject

BFL (02)

* In "Changed Marks" field, the complete changed total should be given, and not just the difference

Roll No	Name	Original Marks	Changed Marks	Remarks	Submit	PPR / PPS	Status
20478-1N-0022	Abdul Arif Mondal	Obtained Marks	Changed Marks	No change	Submit	PPS	✔
20478-1N-0117	Soumyadip Ghosh	Obtained Marks	Changed Marks	Remarks Caging error Unmarked answer Incorrect OMR Entry Missing scrutineer's entry Under marked	Submit	PPS	✘
20479-1N-0013	Ilias Ali Mondal	Obtained Marks	Changed Marks	No change	Submit	PPS	✘

In case if no change is there or the rollno is not allotted to you get the option without entering the marks as given below.

Garvit, Welcome to PPR/PPS HE Marks Verification Portal! Home / Dashboard

[Instructions](#)
[Download Summary](#)

Total Discrepancies

20

Completed Discrepancies

1

Incomplete Discrepancies

19

Subject

BFL (02)

* In "Changed Marks" field, the complete changed total should be given, and not just the difference

Roll No	Name	Original Marks	Changed Marks	Remarks	Submit	PPR / PPS	Status
20478-1N-0022	Abdul Arif Mondal	Obtained Marks	Changed Marks	No change	Submit	PPS	✔
20478-1N-0117	Soumyadip Ghosh	Obtained Marks	Changed Marks	Remarks Caging error Unmarked answer Incorrect OMR Entry Missing scrutineer's entry Under marked	Submit	PPS	✘
20479-1N-0013	Ilias Ali Mondal	Obtained Marks	Changed Marks	No change	Submit	PPS	✘

Once you entered changed marks with remarks or no change in remarks and submit , the status of the rollno changes from red cross to green tick.

Asish Ojha
Administrator

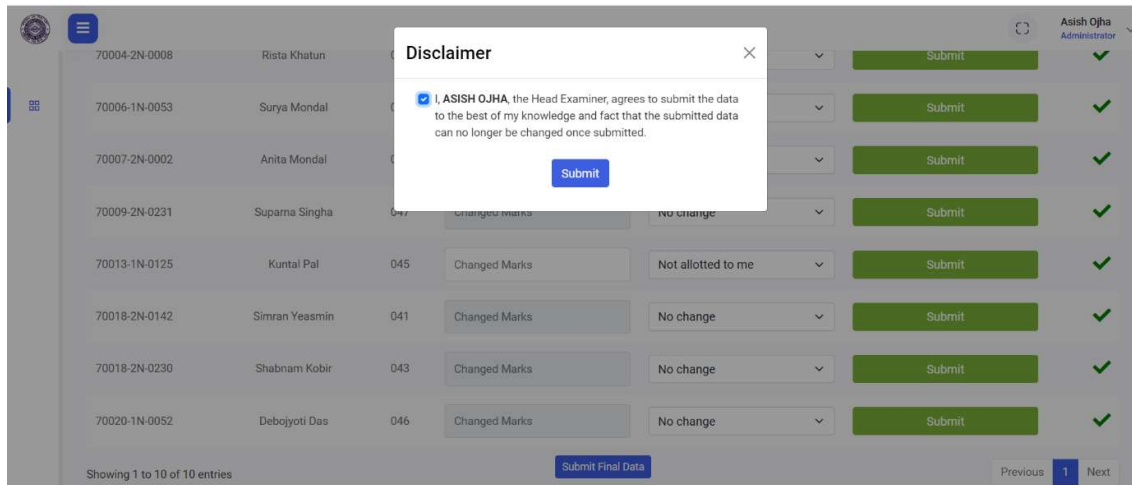
70004-2N-0008	Rista Khatun	047	Changed Marks	No change	Submit	✔
70006-1N-0053	Surya Mondal	046	Changed Marks	Not allotted to me	Submit	✔
70007-2N-0002	Anita Mondal	046	Changed Marks	Not allotted to me	Submit	✔
70009-2N-0231	Suparna Singha	047	Changed Marks	No change	Submit	✔
70013-1N-0125	Kuntal Pal	045	Changed Marks	Not allotted to me	Submit	✔
70018-2N-0142	Simran Yeasmin	041	Changed Marks	No change	Submit	✔
70018-2N-0230	Shabnam Kobir	043	Changed Marks	No change	Submit	✔
70020-1N-0052	Debojyoti Das	046	Changed Marks	No change	Submit	✔

Showing 1 to 10 of 10 entries

[Submit Final Data](#)

[Previous](#)
1
[Next](#)

Once all the cases are catered, a button of “Submit Final Data” Appears. On clicking on the button a disclaimer appears and you have to accept and submit the data on disclaimer page as given below.



On submitting this you are taken to a page where a button for final report of the data appears



On clicking the Final Report button you are taken to a page where the final report is generated along with a download button to download the report in pdf format as given below.

The screenshot shows a web application interface with a table of student records. The table has seven rows, each representing a student. The columns contain a unique ID, the student's name, a number, a dash, a red 'X' mark, and a remark. Below the table is a 'Disclaimer' section with a signature line and a 'Save Report' button.

70006-1N-0053	Surya Mondal	046	-	✗	not_allotted_to_me
70007-2N-0002	Anita Mondal	046	-	✗	not_allotted_to_me
70009-2N-0231	Suparna Singha	047	-	✗	no_change
70013-1N-0125	Kuntal Pal	045	-	✗	not_allotted_to_me
70018-2N-0142	Simran Yeasmin	041	-	✗	no_change
70018-2N-0230	Shabnam Kobir	043	-	✗	no_change
70020-1N-0052	Debojyoti Das	046	-	✗	no_change

Disclaimer:
I, Asish Ojha, the Head Examiner, agrees that the submitted data to be the best of my knowledge and fact that the submitted data can no longer be changed.

Signature

[Save Report](#)

Special Instructions:

1. On entering the marks no character other than numeric is accepted in changed marks box or else error is given.
2. Please put the whole Marks for changed cases (will not allowed to put +2, -4, etc.)
3. The changed marks cannot exceed 90.
4. The Changed marks cannot be submitted without remarks.
5. In case of no change or not allotted cases no marks is to be entered and just the appropriate
6. remarks is to be selected and submit is to be pressed.
7. Please keep the listed answerscripts separately for future reference.